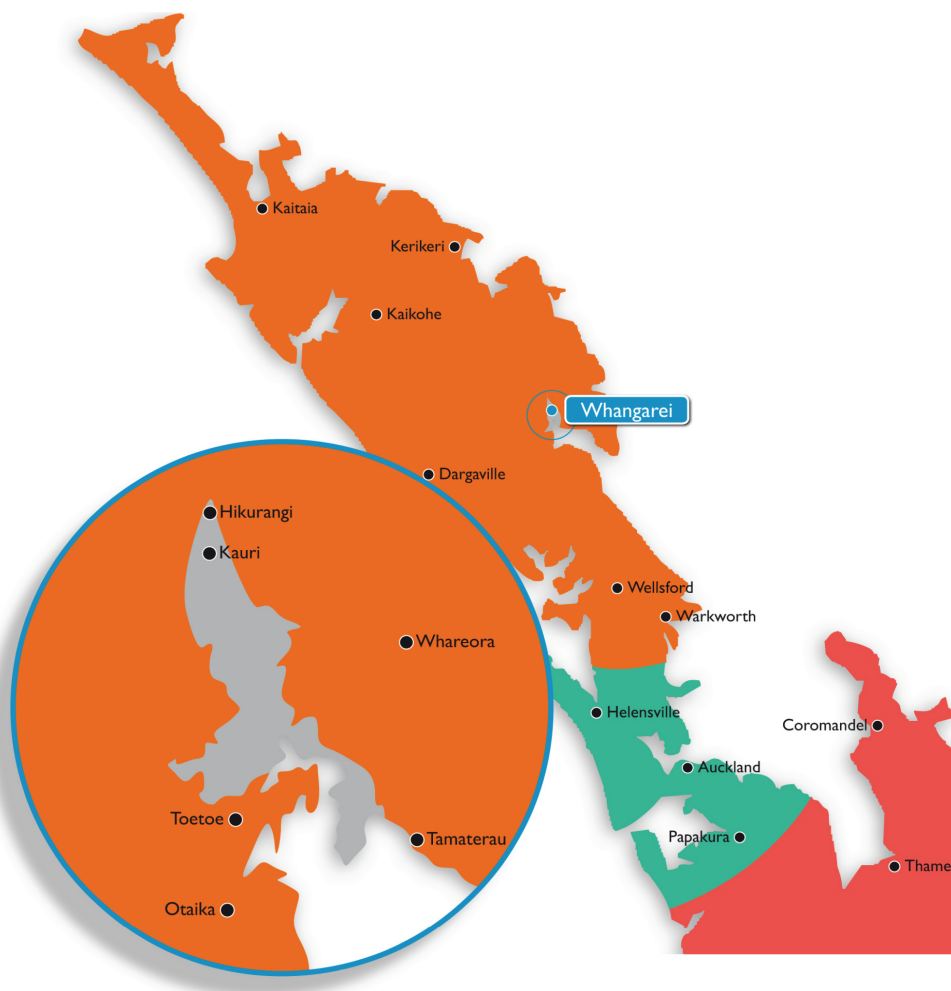
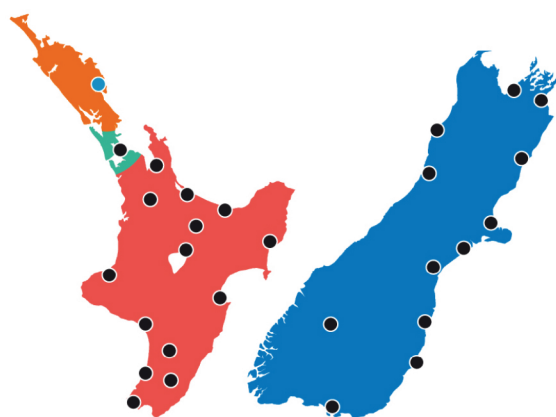










## Courier Sector Ticket Guide

### From Whangarei



### Sector Tickets



	<b>Local</b> up to 25kgs or 0.125m <sup>3</sup>		<b>Outer Area</b> up to 25kgs or 0.125m <sup>3</sup>
	<b>Short Haul</b> up to 15kgs or 0.075m <sup>3</sup>		<b>Long Haul</b> up to 10kgs or 0.05m <sup>3</sup>
	<b>Inter Island Economy</b> up to 10kgs or 0.05m <sup>3</sup>		<b>Inter Island Overnight</b> up to 5kgs or 0.025m <sup>3</sup>
	<b>Excess North</b> up to 5kgs or 0.025m <sup>3</sup>		<b>Excess South</b> up to 5kgs or 0.025m <sup>3</sup>